

# Patient Reported Outcomes (PRO) Module

## User Guide

Rev. February 2023

# For Registry Connected Practices:

Log into the Quality Performance Dashboard

The screenshot shows the PRIME Registry Quality Performance Dashboard interface. A modal window is centered on the screen, featuring a blue star icon and the text "Quality Performance Dashboard". Below the star, it says "Redefining quality of care" and includes a checkbox labeled "Do not show this again". The background dashboard is dimmed and shows a table of quality measures with columns for "FAVORITE", "ID", and "MEASURE".

FAVORITE	ID	MEASURE
♥	PRIME 12	Pregnant women B
♡	PRIME 35	Appropriate Testi
♡	PRIME 36	Coordinating high B
♥	PRIME 37-A	Use of High-Risk M
♥	PRIME 37-B	Use of High-Risk M
♥	PRIME 38-BHW	Weight Assessme
♥	PRIME 38-CN	Weight Assessme
♥	PRIME 38-PA	Weight Assessme
♡	PRIME 39-1	Preventive Care an
♡	PRIME 39-2	Preventive Care and Screening, Tobacco Use, Screening and Cessation Interventio
♡	PRIME 39-3	Preventive Care and Screening, Tobacco Use, Screening and Cessation Interventio
♡	PRIME 40	Breast Cancer Screeni

The screenshot shows the PRIME Registry Quality Performance Dashboard. On the left, a navigation menu is highlighted with a yellow box. The menu includes icons for Home, Favorites, Practice, Clinician, and a 'PRO' icon. A yellow arrow points from the 'PRO' icon in the navigation menu to the main dashboard content. The main dashboard displays a list of favorite quality measures with columns for Favorite, ID, and Achieved Performance. The 'PRO' icon is located at the bottom of the navigation menu.

FAVORITE	ID	ACHIEVED PERFORMANCE
♥	PRIME 12	① ⬆ ⬇
♥	PRIME 35	① ⬆ ⬇
♥	PRIME 36	① ⬆ ⬇
♥	PRIME 37-A	① ⬆ ⬇
♥	PRIME 37-B	① ⬆ ⬇
♥	PRIME 38-BHW	① ⬆ ⬇
♥	PRIME 38-CN	① ⬆ ⬇
♥	PRIME 38-PA	① ⬆ ⬇
♥	PRIME 39-1	① ⬆ ⬇
♥	PRIME 39-2	① ⬆ ⬇
♥	PRIME 39-3	① ⬆ ⬇
♥	PRIME 40	① ⬆ ⬇

In the Quality Measures dashboard – select the PRO icon from the navigation on the left

Clicking the icon opens the PRO dashboard:

**PRIME REGISTRY™**  
Improving America's Health

Dashboard Patient Browser

Select Year \* 2020 | Select Practice \* 100310 Demo Practice 507 | Select Clinician \* All Clinicians | Group data:  Weekly  Monthly

**Total Surveys Issued**

100.00% ■ Person-Centered Primary Care Measure

**Compare PRO Completion Status** Practice: Demo Practice 507 | Practice Average Completion Percentage: **6.86%**

Clinician Name	Survey Issued	Survey Submitted	Completion Percentage ↓	Action
Test Jerry	52	4	7.69%	👁
Test Clark	50	4	8.00%	👁

Total Records: 2

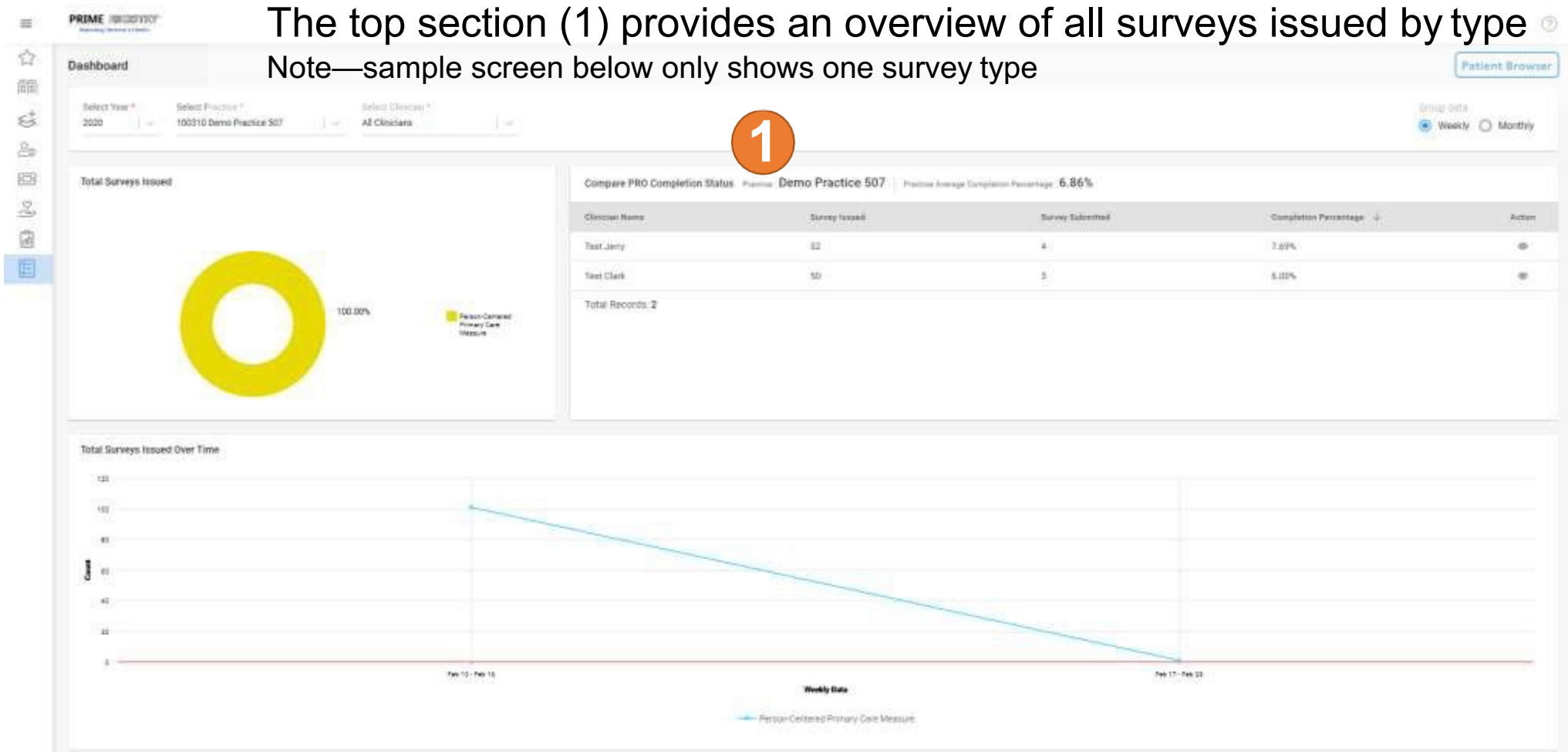
**Total Surveys Issued Over Time**

Count

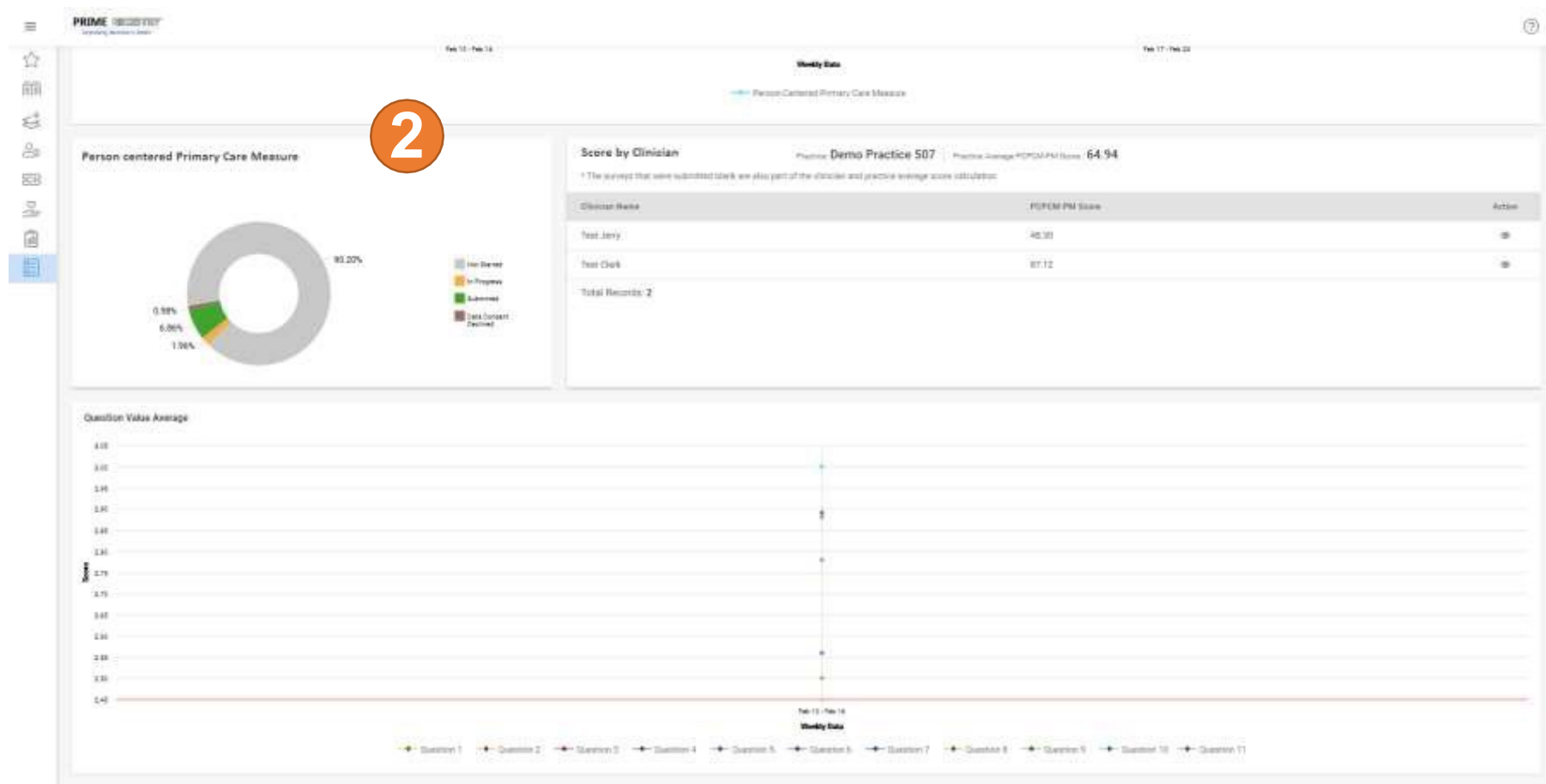
# The PRO dashboard is divided into two sections:

The top section (1) provides an overview of all surveys issued by type

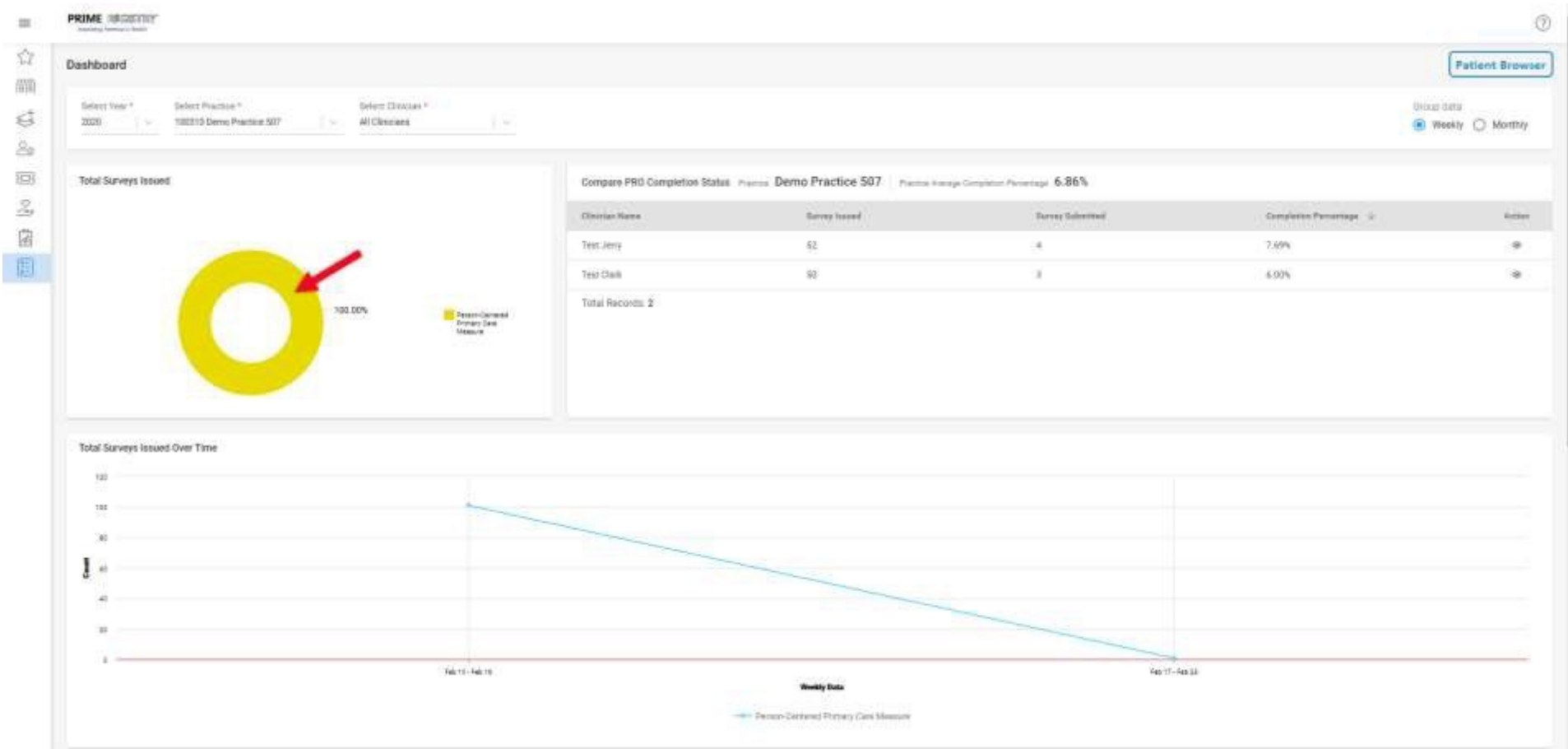
Note—sample screen below only shows one survey type



The bottom section (2) displays survey details on each survey type



In section 1, you can click the pie chart (see arrow below) to drill down to the patient list



The patient list opens, as shown below:

The screenshot displays the PRIME Registry dashboard with a modal window titled "PROs" open. The modal contains a table of patient records. The background dashboard shows filters for "Select Year" (2020), "Select Practice" (10212 Demo Practice 507), "Select Clinician" (43 Clinicians), and "Select Questionnaire" (PCP/PA/PM). A donut chart shows "Total Surveys Issued" at 100.00%. A line chart shows "Total Surveys Issued Over Time" from Sep 19, 2019, to Sep 17, 2020. A table at the bottom compares "PRO Score Across Multiple Providers" for "Demo Practice 507" with a "Practice Average PCP/PA/PM Score" of 64.94.



Patient Name	Clinician Name	Questionnaire Status	Expires In	Action
Amanda King D	Test Clark	PCP/PA/PM	172 days	
Andrea Green D	Test Clark	PCP/PA/PM	172 days	
Andrew Johnson S	Test Jerry	PCP/PA/PM	172 days	
Andrew Robinson S	Test Clark	PCP/PA/PM	172 days	
Anthony Harris D	Test Jerry	PCP/PA/PM	172 days	

Total Records: 102




At the clinician level, you can select the eye icon (see arrow below) to open patient responses related to that clinician

Compare PRO Completion Status Practice: **Demo Practice**  
**507** | Practice Average Completion Percentage: **6.86%**

Clinician Name	Survey Issued	Survey Submitted	Completion Percentage ↓	Action
Test Jerry	52	4	7.69%	
Test Clark	50	3	6.00%	

Total Records: 2



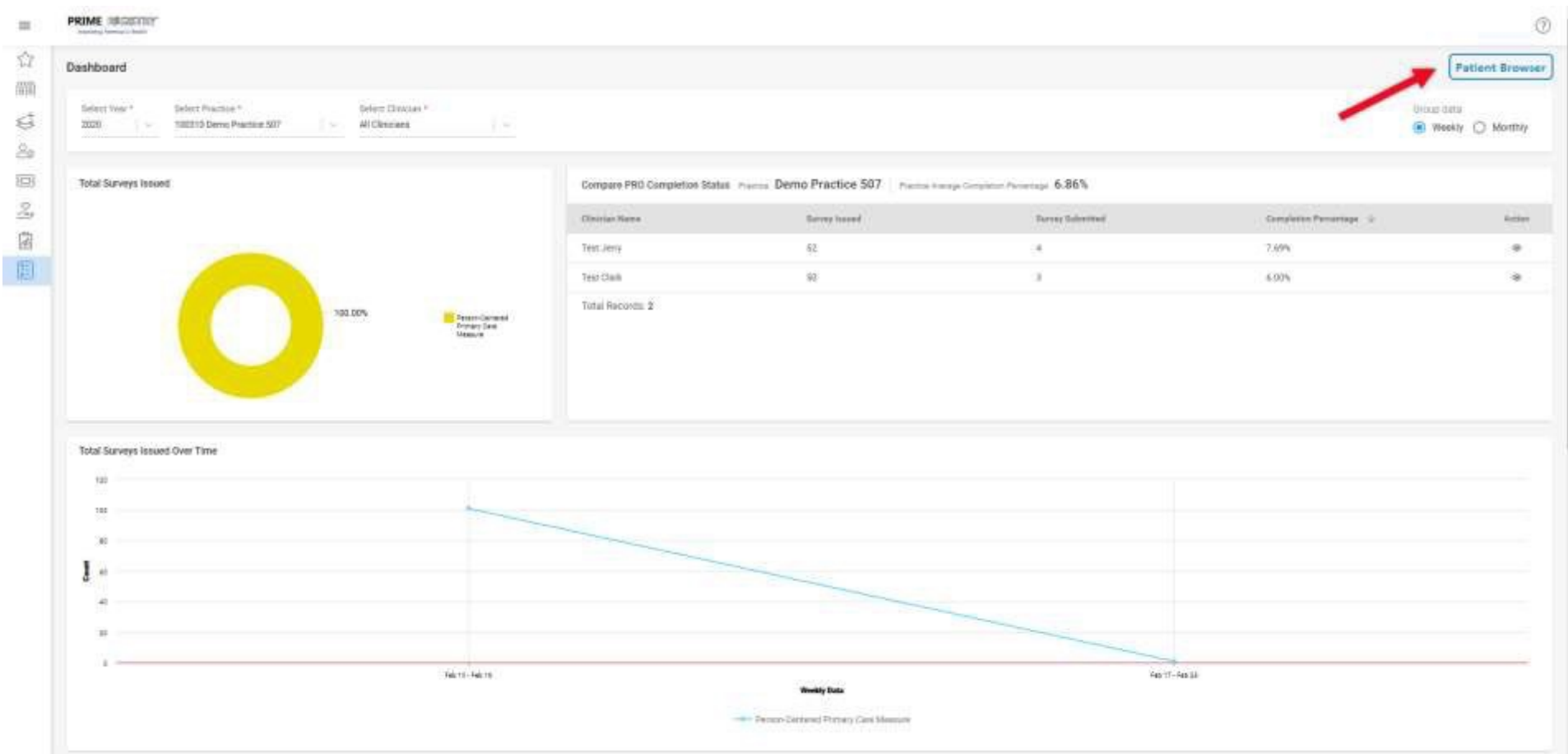
The patient response list opens as shown below:

The screenshot displays the PRIME Registry dashboard for 'Demo Practice 557'. A modal window titled 'PROs' is open, showing a list of patient responses. The dashboard background includes a 'Total Surveys Issued' donut chart at 100.00% and a 'Total Surveys Issued Over Time' line chart. The modal window contains the following data:

Patient Name	Question Name	Questionnaire Status	Expires In	Action
Lisa Johnson S	Test Clerk	PROSQA-FM	Submitted	
Margaret Baker S	Test Clerk	PROSQA-FM	Submitted	
Nancy Adams S	Test Clerk	PROSQA-FM	Submitted	

Total Records: 3

Click [Patient Browser](#) (see arrow) to view information on the surveys that have been sent to each patient



Please note that the Patient browser only presents the survey most recently sent to each patient

PRIME REGISTRY  
Patient Browser

Select Year \* 2022 | Select Practice \* 100710 Demo Practice 907 | Select Clinician \* All Clinicians

PRO TRACKER

Search by Patient Name or MRN

Note: Please search using 'Firstname' or 'Lastname' or 'Firstname Lastname' or 'MRN'

Email:  Patients with Email  Patients without Email

PATIENT NAME ↑	MRN	CLINICIAN NAME	EMAIL	LATEST QUESTIONNAIRE STATUS	NOT STARTED	IN PROGRESS	COMPLETED	EXPIRED	DECLINED
Amanda King	8668922846	Test Clerk		PHQ-9	1	0	0	0	0
Amanda King S	989000040	Test Clerk		PCQM-FM	1	0	0	0	0
Andrew Green	8668922851	Test Clerk		PHQ-9	0	1	1	0	0
Andrew Green S	989000045	Test Clerk		PCQM-FM	1	0	0	0	0
Andrew Johnson S	989000013	Test Jerry		PCQM-FM	1	0	0	0	0
Andrew Jones	8668922944	Test Clerk		PHQ-9	0	0	1	0	0
Andrew Robinson	8668922881	Test Clerk		PHQ-9	1	0	0	0	0
Andrew Robinson S	989000075	Test Clerk		PCQM-FM	1	0	0	0	0
Andrew Young	8668922977	Test Clerk		PHQ-9	1	0	0	0	0
Anthony Harris S	989000070	Test Jerry		PCQM-FM	1	0	0	0	0

Total Records: 196

Records 1-10 of 196 | 1 2 3 4 5

Select patient name to view additional details.


The screenshot displays the 'Patient Browser' interface in the PRIME Registry. At the top, there are filters for 'Select Year' (2020), 'Select Practice' (10070 Demo Practice 907), and 'Select Clinician' (All Clinicians). Below the filters is a 'PRO TRACKER' section with a search bar and a radio button for 'Patients with Email' (selected). The main area contains a table of patients with the following columns: Patient Name, MRN, Clinician Name, Email, Latest Questionnaire Status, Not Started, In Progress, Completed, Expired, and Deceased. A red arrow points to the row for 'Andrew Green'.

PATIENT NAME	MRN	CLINICIAN NAME	EMAIL	LATEST QUESTIONNAIRE STATUS	NOT STARTED	IN PROGRESS	COMPLETED	EXPIRED	DECEASED
Arnsata King	906902848	Test Clerk	✓	PROG	1	0	0	0	0
Arnsata King S	909000040	Test Clerk	✓	PROG	1	0	0	0	0
Andrew Green	806902851	Test Clerk	✓	PROG	0	0	1	0	0
Andrew Green II	909000048	Test Clerk	✓	PROG	1	0	0	0	0
Andrew Johnson II	909000011	Test Jern	✓	PROG	1	0	0	0	0
Andrew Jones	806902844	Test Clerk	✓	PROG	0	0	1	0	0
Andrew Robinson	906902881	Test Clerk	✓	PROG	1	0	0	0	0
Andrew Robinson S	909000075	Test Clerk	✓	PROG	1	0	0	0	0
Andrew Young	806902871	Test Clerk	✓	PROG	1	0	0	0	0
Anthony Harris S	909000070	Test Jern	✓	PROG	1	0	0	0	0

Total Records: 196

The selected patient's demographics are shown at the top and the list of surveys sent to that patient. Click the eye icon to view patient survey responses.

The screenshot displays the PRIME REGISTRY interface. At the top, the patient's name is Andrew Green, with a gender of Female and an email address of andrewgreen@general.com. Below this, the patient's ID is 0000000001 and the date of birth is 01/10/1991. The 'Survey' section is active, showing a table with the following data:

VISIT DATE	QUESTIONNAIRE NAME	QUESTIONNAIRE TYPE & STATUS	EXPIRES IN	ACTION
10/15/2020	Test Clerk	PCPCM <span style="color: green;">✓</span>	Submitted	

A red arrow points to the eye icon in the 'ACTION' column of the survey row. Below the table, it indicates 'Total Records: 1'.

Note: The PCPCM survey is anonymous. Only the survey completion status may be reviewed, not the answers to each question.

Survey responses are then visible for review (PHQ9 only)

The screenshot shows the PRIME Registry interface for reviewing a Patient Health Questionnaire (PHQ-9) survey. The page is titled "PHQ-9" and displays patient information: MRN: 884912951, VISIT DATE: 02/09/2023, PATIENT NAME: Andrew Green, CLINICIAN NAME: Test Clark, and LAUNCH: 02/14/2023. A progress bar indicates "100% completed".

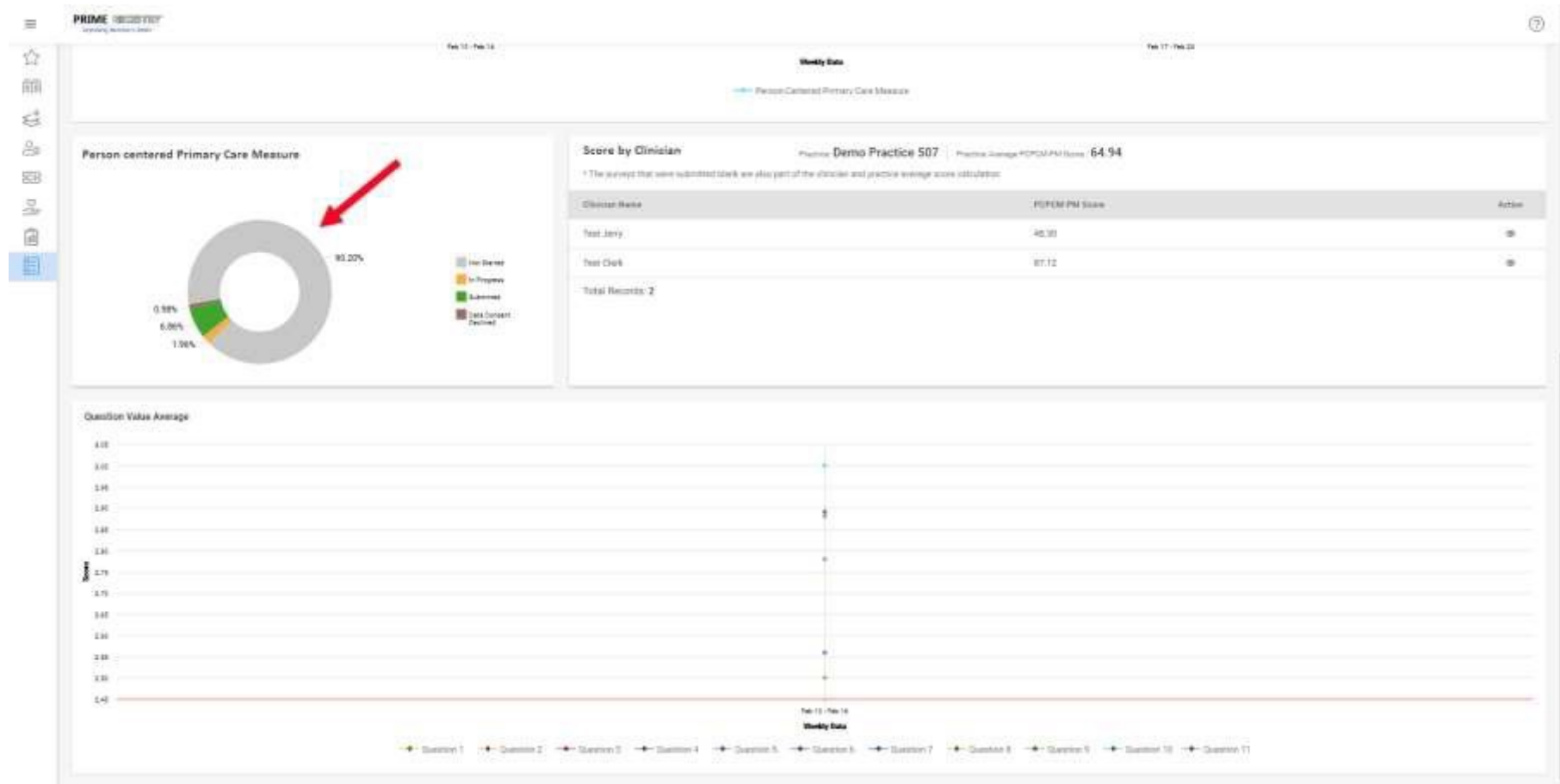
**Surveys**  
Patient Health  
Questionnaire (PHQ-9)   
Copy Date: 02/11/2023

**Patient Health Questionnaire (PHQ-9)**  
PHQ-9 Score: 15  
PHQ-9 Interpretation: Moderately severe depression  
PHQ-9

Over the last 2 weeks, how often have you been bothered by any of the following problems?

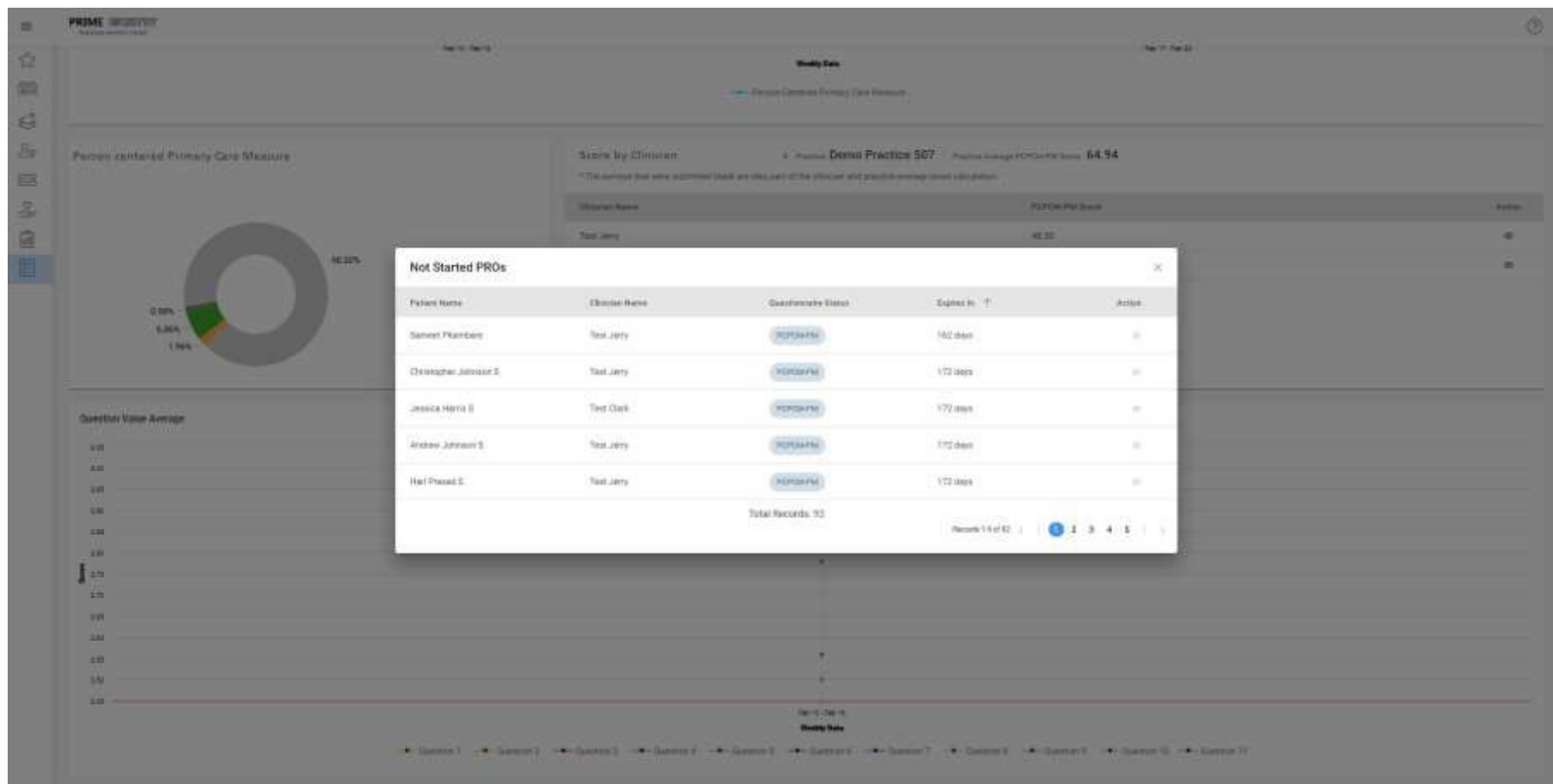
- Little interest or pleasure in doing things**  
 Not at all  
 Several days  
 More than half the days  
 Nearly every day
- Feeling down, depressed, or hopeless**  
 Not at all  
 Several days  
 More than half the days  
 Nearly every day
- Trouble falling or staying asleep, or sleeping too much**  
 Not at all  
 Several days  
 More than half the days  
 Nearly every day
- Feeling tired or having little energy**  
 Not at all  
 Several days  
 More than half the days  
 Nearly every day
- Poor appetite or overeating**

The colored bands in the ring graph represent survey statuses. Click any of the statuses represented to open the list of patients in each group





The patient list is grouped by survey completion status



# Questions? Need Help?

Email the FIGmd support team: [prime@figmd.com](mailto:prime@figmd.com)

Email the PRIME Registry team at the ABFM: [prime@theabfm.org](mailto:prime@theabfm.org)