

### February's Report of the Month: **Patient Care by Measure by Insurance Payer**

---

#### **Meet Dr. Smith**

**Dr. Ellen Smith's top priority is her patient's care.**

The long hours that she spends managing her clinic are often burdened with administrative duties such as billing, responding to payers, and managing staff. Dr. Smith is looking for a way to simplify her administrative tasks using PRIME Registry.

After speaking with a fellow clinician, she learns that **her PRIME Registry membership includes a Reports module with access to same-day, customizable reports.** The Patient Care by Measure by Insurance Payer report allows Dr. Smith to understand her measure performance by payer, therefore **improving her practice's negotiating position.**


**Now Dr. Smith has a simplified way to gather payment and measure information for her practice's insurance reporting needs.** This report provides Dr. Smith with a detailed list of her patient's measure performance as well their individual payer information.

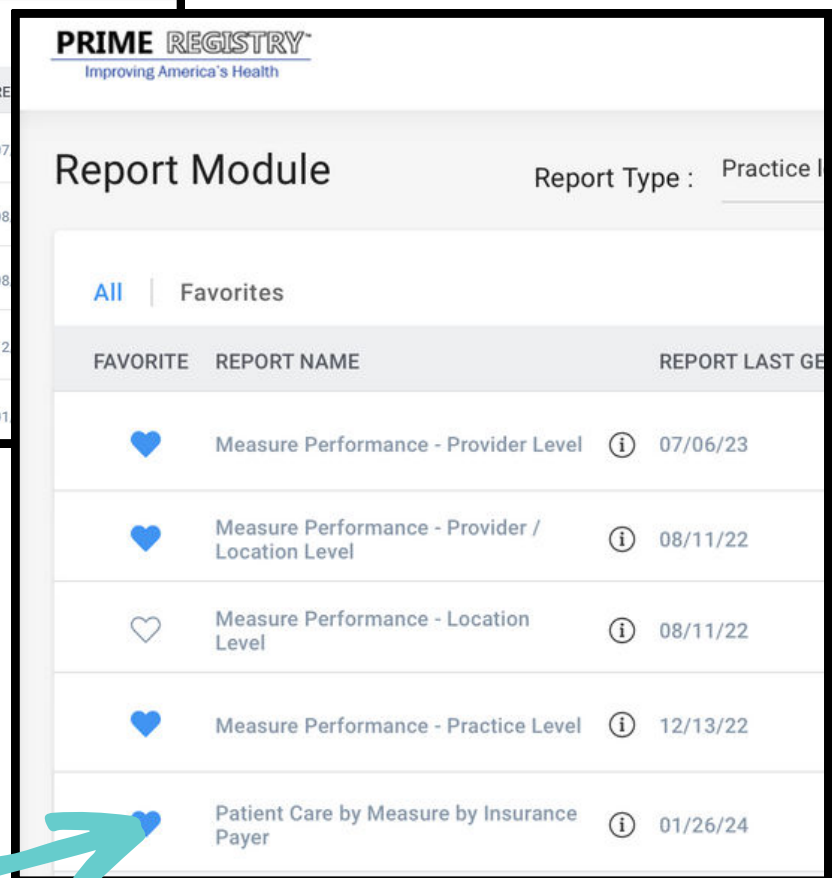
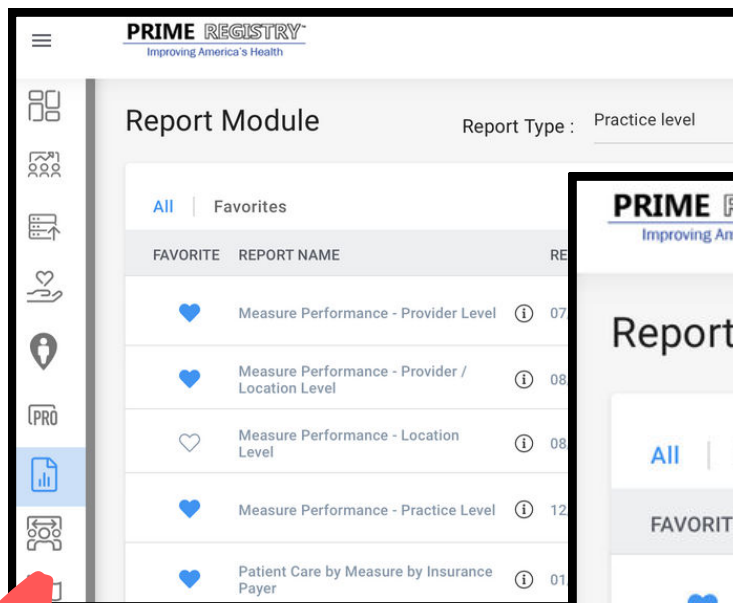
After Dr. Smith selects the **Patient Care by Measure by Insurance Payer report**, she clicks the 'filter' icon and is able to choose from numerous report specifications. After selecting name, report format, measure set, and measure(s), she is able to choose to include or exclude payer information.

Unlike other reports, the Patient Care by Measure by Insurance Payer report has a maximum reporting period of 90 days. To ensure accurate reporting, Dr. Smith selects a reporting start and end date within that quarterly period. After selecting 'Apply Filter' **her report will automatically generate on the requested delivery date** that she has chosen.

**Negotiating with payers? We've got a report for that!**

## Go ahead! Try the report, just like Dr. Smith:

- Click the **Reports** icon in your PRIME Registry toolbar.
- Choose **Patient Care by Measure by Insurance Payer Information**
- Select measure(s)
- Set start and end date **within a 90 day period**
- Set delivery date (immediate, or future)
- Click “Apply Filter” to run report.
- Click the **eyeball** icon to view current and past reports. 



Now you can use this report in your practice to negotiate with payers!